

Stochastic Processes



Week 02 (Version 2.0)

Stochastic Processes

Stationary Stochastic Processes

Hamid R. Rabiee

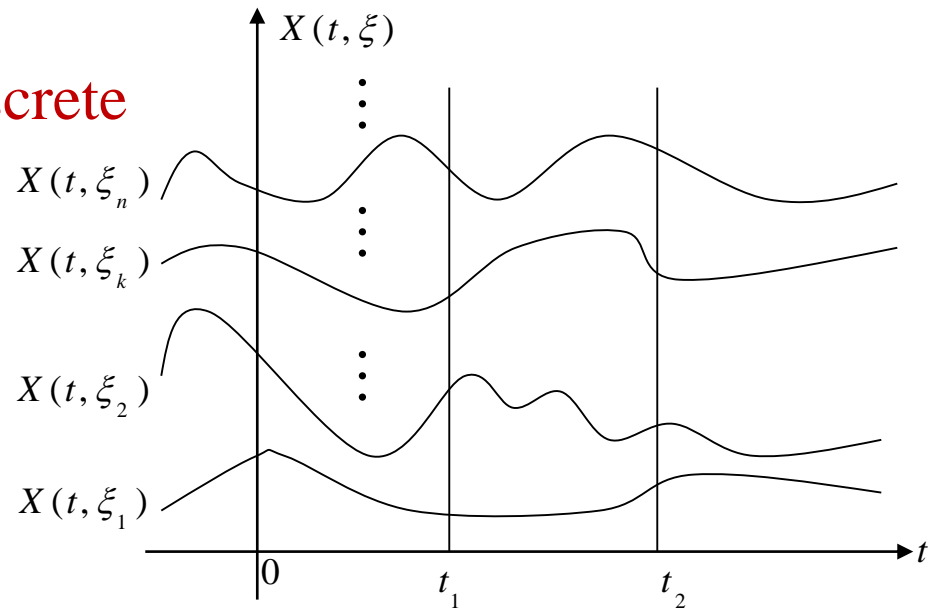
Fall 2024

Outline of Week 02 Lectures

- Stochastic Processes $X(t)$
- First Order Statistics of $X(t)$
- Higher Order Statistics of $X(t)$
- Mean, Autocorrelation and Autocovariance of $X(t)$
- Stationary Stochastic Processes
- Strict-Sense Stationary (S.S.S) Processes
- Wide-Sense Stationary (W.S.S) Processes

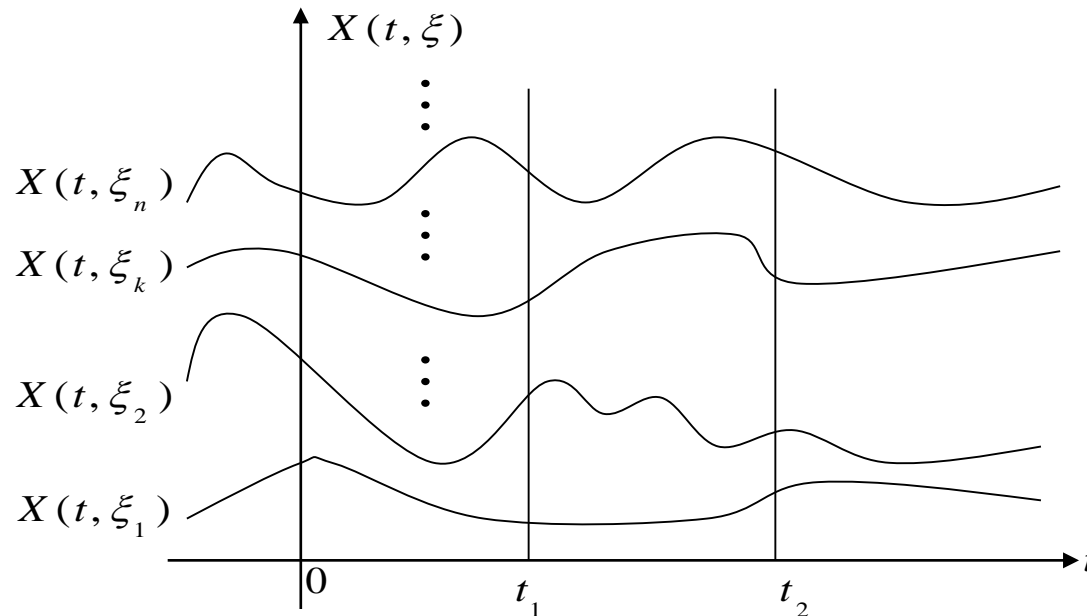
Stochastic Processes (recall)

- Let ξ denote the random outcome of an experiment.
- To every such outcome suppose a waveform $X(t, \xi)$ is assigned.
- **The collection of such waveforms or sample paths (ensemble), form a stochastic process.**
- The set of $\{\xi_k\}$ and the time index t can be **continuous or discrete** (countably infinite or finite)



Stochastic Processes

- For fixed $\xi_i \in S$ (the set of all experimental outcomes), $X(t, \xi)$ is a **specific time function**. For fixed t , $X_1 = X(t_1, \xi_i)$ is a **random variable (RV)**.
- The **ensemble** of all such realizations $X(t, \xi)$ over time represents the **stochastic process $X(t)$** .



Outline of Week 02 Lectures

- Stochastic Processes $X(t)$
- **First Order Statistics of $X(t)$**
- Higher Order Statistics of $X(t)$
- Mean, Autocorrelation and Autocovariance of $X(t)$
- Stationary Stochastic Processes
- Strict-Sense Stationary (S.S.S) Processes
- Wide-Sense Stationary (W.S.S) Processes

Stochastic Processes (1st Order CDF & PDF)

- If $X(t)$ is a stochastic process, then for fixed t , $X(t)$ represents a random variable. Its distribution function is given by:

$$F_x(x, t) = P\{X(t) \leq x\}$$

- Notice that $F_x(x, t)$ depends on t , since for a different t , we obtain a different random variable. Further:

$$f_x(x, t) = \frac{dF_x(x, t)}{dx}$$

represents the **first-order probability density function (pdf)** of the process $X(t)$.

Outline of Week 02 Lectures

- Stochastic Processes $X(t)$
- First Order Statistics of $X(t)$
- Higher Order Statistics of $X(t)$
- Mean, Autocorrelation and Autocovariance of $X(t)$
- Stationary Stochastic Processes
- Strict-Sense Stationary (S.S.S) Processes
- Wide-Sense Stationary (W.S.S) Processes

Stochastic Processes (2nd Order CDF & PDF)

- For $t = t_1$ and $t = t_2$, $X(t)$ represents two different random variables $X_1 = X(t_1)$ and $X_2 = X(t_2)$ respectively. Their joint distribution is given by

$$F_x(x_1, x_2, t_1, t_2) = P\{X(t_1) \leq x_1, X(t_2) \leq x_2\}$$

$$f_x(x_1, x_2, t_1, t_2) = \frac{\partial^2 F_x(x_1, x_2, t_1, t_2)}{\partial x_1 \partial x_2}$$

represents the **second-order density function of the process $X(t)$** .

Stochastic Processes (n^{th} Order PDF)

- Similarly $f_x(x_1, x_2, \dots, x_n, t_1, t_2, \dots, t_n)$ represents the n^{th} order density function of the process $X(t)$.
- Complete specification of the stochastic process $X(t)$ requires the knowledge of $f_x(x_1, x_2, \dots, x_n, t_1, t_2, \dots, t_n)$ for all t_i , $i = 1, 2, \dots, n$ and for all n .
(an almost impossible task in reality).

Outline of Week 02 Lectures

- Stochastic Processes $X(t)$
- First Order Statistics of $X(t)$
- Higher Order Statistics of $X(t)$
- Mean, Autocorrelation and Autocovariance of $X(t)$
- Stationary Stochastic Processes
- Strict-Sense Stationary (S.S.S) Processes
- Wide-Sense Stationary (W.S.S) Processes

Stochastic Processes (Mean and Autocorrelation)

Mean (Expected Value) of a Stochastic Process:

$$\mu(t) \triangleq E\{X(t)\} = \int_{-\infty}^{+\infty} x f_x(x, t) dx$$

represents the mean value of a process $X(t)$. In general, the mean of a process can depend on the time index t .

Autocorrelation function of a process $X(t)$ is defined as:

$$R_{xx}(t_1, t_2) \triangleq E\{X(t_1)X^*(t_2)\} = \int \int x_1 x_2^* f_x(x_1, x_2, t_1, t_2) dx_1 dx_2$$

and it represents the interrelationship between the random variables $X_1 = X(t_1)$ and $X_2 = X(t_2)$ generated from the process $X(t)$.

Stochastic Processes (Properties of Autocorrelation)

1. $R_{xx}(t_1, t_2) = R_{xx}^*(t_2, t_1) = [E\{X(t_2)X^*(t_1)\}]^*$

2. $R_{xx}(t, t) = E\{|X(t)|^2\} > 0$. (Average instantaneous power)

3. $R_{xx}(t_1, t_2)$ represents a **nonnegative definite function**, i.e., for *any* set of constants $\{a_i\}_{i=1}^n$

$$\sum_{i=1}^n \sum_{j=1}^n a_i a_j^* R_{xx}(t_i, t_j) \geq 0.$$

$$E\{|Y|^2\} \geq 0 \quad \text{for } Y = \sum_{i=1}^n a_i X(t_i).$$

Stochastic Processes (Autocovariance)

Autocovariance:

$$C_{xx}(t_1, t_2) = R_{xx}(t_1, t_2) - \mu_x(t_1)\mu_x^*(t_2)$$

represents the **autocovariance** function of the process $X(t)$.

Stochastic Process (Correlation Coefficient)

Correlation Coefficient:


$$X(t): RP \quad , \quad t_1, t_2 \in \mathbb{R}$$

$$\rho_{12} = \frac{C_{xx}(t_1, t_2)}{\delta_{t_1} \delta_{t_2}}$$

$$\delta_t = C_{xx}(t, t)$$

Example 1

Let $z = \int_{-T}^T X(t) dt.$



$$\begin{aligned} E[|z|^2] &= E \left[\left(\int_{-T}^T X(t) dt \right) \left(\int_{-T}^T X(s) ds \right) \right] \\ &= E \left[\int_{-T}^T \int_{-T}^T X(t_1) X(t_2) dt_1 dt_2 \right] \\ &= \int_{-T}^T \int_{-T}^T E[X(t_1) X(t_2)] dt_1 dt_2 = \int_{-T}^T \int_{-T}^T R_{xx}(t_1, t_2) dt_1 dt_2 \end{aligned}$$

Example 2

$$X(t) = a \cos(\omega_0 t + \varphi), \quad \varphi \sim U(0, 2\pi).$$

$$\mu(X) = E[X(t)] = 0, \quad \text{Var}[X(t)] = E[X(t)^2] - \mu(X)^2 = \frac{a^2}{2}$$

$$R_{xx}(t_1, t_2) = E[X(t_1)X(t_2)]$$

$$= E[a \cos(\omega_0 t_1 + \varphi) a \cos(\omega_0 t_2 + \varphi)]$$

$$= \frac{a^2}{2} E[\cos(\omega_0(t_1 - t_2)) + \underbrace{\cos(\omega_0(t_1 + t_2) + 2\varphi)}_{E(\cdot) \rightarrow 0}]$$

$$R_{xx}(t_1, t_2) = \frac{a^2}{2} \cos(\omega_0(t_1 - t_2))$$

Example 3

$$X(t) = At + b, \quad A \sim N(0, 1)$$

$$\mu(t) = E[X(t)] = b \quad \text{Var}[X(t)] = t^2$$

$$\begin{aligned} R_{xx}(t_1, t_2) &= E[X(t_1)X(t_2)] = E[(At_1 + b)(At_2 + b)] \\ &= E[A^2 t_1 t_2 + At_1 b + bAt_2 + b^2] = t_1 t_2 + 0 + 0 + b^2 \end{aligned}$$

$$R_{xx}(t_1, t_2) = t_1 t_2 + b^2$$

Outline of Week 02 Lectures

- Stochastic Processes $X(t)$
- First Order Statistics of $X(t)$
- Higher Order Statistics of $X(t)$
- Mean, Autocorrelation and Autocovariance of $X(t)$
- **Stationary Stochastic Processes**
- Strict-Sense Stationary (S.S.S) Processes
- Wide-Sense Stationary (W.S.S) Processes

Stationary Stochastic Processes

- **Stationary processes** exhibit statistical properties that are invariant to shift in the time index.
- For example, second-order stationarity implies that the statistical properties of the pairs $\{X(t_1), X(t_2)\}$ and $\{X(t_1+c), X(t_2+c)\}$ are the same for *any* c .
- Similarly first-order stationarity implies that the statistical properties of $X(t_i)$ and $X(t_i+c)$ are the same for any c .

Outline of Week 02 Lectures

- Stochastic Processes $X(t)$
- First Order Statistics of $X(t)$
- Higher Order Statistics of $X(t)$
- Mean, Autocorrelation and Autocovariance of $X(t)$
- Stationary Stochastic Processes
- **Strict-Sense Stationary (S.S.S) Processes**
- Wide-Sense Stationary (W.S.S) Processes

Strict-Sense Stationary (S.S.S)

- In **strict** terms, the statistical properties are governed by the joint probability density function. Hence a process is n^{th} -order **Strict-Sense Stationary (S.S.S)** if, for *any* c :

$$f_x(x_1, x_2, \dots, x_n, t_1, t_2, \dots, t_n) \equiv f_x(x_1, x_2, \dots, x_n, t_1 + c, t_2 + c, \dots, t_n + c)$$

where the left side represents the joint density function of the random variables $X_1 = X(t_1)$, $X_2 = X(t_2)$, \dots , $X_n = X(t_n)$ and the right side corresponds to the joint density function of the random variables $X'_1 = X(t_1 + c)$, $X'_2 = X(t_2 + c)$, \dots , $X'_n = X(t_n + c)$.

- A process $X(t)$ is said to be **strict-sense stationary** if the equation is true for all t_i , $i = 1, 2, \dots, n$, $n = 1, 2, \dots$ and *any* c .

Strict-Sense Stationary (S.S.S)

For a **first-order strict sense stationary process**, from the equation we have

$$f_x(x, t) \equiv f_x(x, t + c)$$

for any c . In particular $c = -t$ gives

$$f_x(x, t) = f_x(x)$$

i.e., the first-order density of $X(t)$ is independent of t . In that case

$$E[X(t)] = \int_{-\infty}^{+\infty} x f(x) dx = \mu, \text{ a constant.}$$

Strict-Sense Stationary (S.S.S)

Similarly, for a **second-order strict-sense stationary process** we have from the equation

$$f_x(x_1, x_2, t_1, t_2) \equiv f_x(x_1, x_2, t_1 + c, t_2 + c)$$

for any c . For $c = -t_2$ we get

$$f_x(x_1, x_2, t_1, t_2) \equiv f_x(x_1, x_2, t_1 - t_2)$$

Strict-Sense Stationary (S.S.S)

- The **second order density function** of a strict sense stationary process depends only on the difference of the time indices $t_1 - t_2 = \tau$. In that case the autocorrelation function is given by

$$\begin{aligned} R_{xx}(t_1, t_2) &\triangleq E\{X(t_1)X^*(t_2)\} \\ &= \int \int x_1 x_2^* f_x(x_1, x_2, \tau = t_1 - t_2) dx_1 dx_2 \\ &= R_{xx}(t_1 - t_2) \triangleq R_{xx}(\tau) = R_{xx}^*(-\tau), \end{aligned}$$

- The autocorrelation function of a second order strict-sense stationary process depends only on the difference of the time indices $\tau = t_1 - t_2$.

Strict-Sense Stationary (S.S.S)

- Notice that the above equations are consequences of the stochastic process being first and second-order strict sense stationary.

On the other hand, **the basic conditions for the n^{th} order stationarity are usually difficult to verify.**

- In that case, we often resort to a looser definition of stationarity, known as **Wide-Sense Stationarity (W.S.S)**.

Outline of Week 02 Lectures

- Stochastic Processes $X(t)$
- First Order Statistics of $X(t)$
- Higher Order Statistics of $X(t)$
- Mean, Autocorrelation and Autocovariance of $X(t)$
- Stationary Stochastic Processes
- Strict-Sense Stationary (S.S.S) Processes
- Wide-Sense Stationary (W.S.S) Processes

Wide-Sense Stationary (W.S.S)

A process $X(t)$ is said to be **Wide-Sense Stationary** if:

(i) $E\{X(t)\} = \mu$

and

(ii) $E\{X(t_1)X^*(t_2)\} = R_{xx}(t_1 - t_2),$

- For wide-sense stationary processes, the mean is a constant and the autocorrelation function depends only on the difference between the time indices.
- Notice that above equations does not say anything about the nature of the probability density functions, and instead deal with the average behavior of the process.

Wide-Sense Stationary (W.S.S)

- Strict-sense stationarity always implies wide-sense stationarity.
- The converse is *not true* in general, the only exception being the Gaussian process.

This follows, since if $X(t)$ is a Gaussian process, then by definition $X_1 = X(t_1), X_2 = X(t_2), \dots, X_n = X(t_n)$ are jointly Gaussian random variables for any t_1, t_2, \dots, t_n whose joint characteristic function is given by:

$$\phi_{\underline{x}}(\omega_1, \omega_2, \dots, \omega_n) = e^{j \sum_{k=1}^n \mu(t_k) \omega_k - \sum_{l,k} \sum C_{xx}(t_l, t_k) \omega_l \omega_k / 2}$$

Characteristic Function

ϕ_X is the characteristic function of random variable X if:

$$\phi_X = \mathcal{F}(f_X)$$
$$\phi_X(\omega) = \int_{-\infty}^{+\infty} f_X(x) e^{-j\omega x} dx$$

WSS, Gaussian Process, Cont.

If $X(t)$ is wide-sense stationary, we get

$$\phi_{\underline{X}}(\omega_1, \omega_2, \dots, \omega_n) = e^{j \sum_{k=1}^n \mu \omega_k - \frac{1}{2} \sum_{i=1}^n \sum_{k=1}^n C_{xx}(t_i - t_k) \omega_i \omega_k}$$

and hence if the set of time indices are shifted by a constant c to generate a new set of jointly Gaussian random variables

$X'_1 = X(t_1 + c), X'_2 = X(t_2 + c), \dots, X'_n = X(t_n + c)$ then their joint characteristic function is identical to above.

WSS, Gaussian Process, Cont.

- Thus the set of random variables $\{X_i\}_{i=1}^n$ and $\{X'_i\}_{i=1}^n$ have the same joint probability distribution for all n and all c , establishing the strict sense stationarity of Gaussian processes from its wide-sense stationarity.

To summarize if $X(t)$ is a Gaussian process, then

wide-sense stationarity (w.s.s) \rightarrow strict-sense stationarity (s.s.s)

- Notice that since the joint p.d.f of Gaussian random variables depends only on their second order statistics, which is also the basis, for wide sense stationarity, we obtain strict sense stationarity as well.

Consider Example 1 on slide 15 (the integrator):

If the input $X(t) = a \cos(\omega_0 t + \varphi)$, is wide-sense stationary, but not strict-sense stationary.

Similarly if $X(t)$ is a zero mean wide sense stationary process:
then σ_z^2 reduces to:

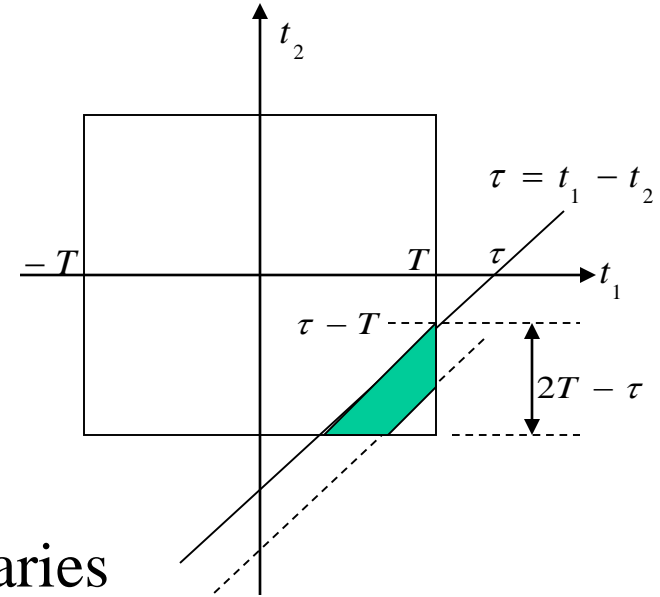
$$\sigma_z^2 = E\{|z|^2\} = \int_{-T}^T \int_{-T}^T R_{xx}(t_1 - t_2) dt_1 dt_2.$$

As t_1, t_2 varies from $-T$ to $+T$, $\tau = t_1 - t_2$ varies from $-2T$ to $+2T$. Moreover $R_{xx}(\tau)$ is a constant over the shaded region in this Fig, whose area is given by ($\tau > 0$)

$$\frac{1}{2}(2T - \tau)^2 - \frac{1}{2}(2T - \tau - d\tau)^2 = (2T - \tau)d\tau$$

and hence the above integral reduces to

$$\sigma_z^2 = \int_{-2T}^{2T} R_{xx}(\tau)(2T - |\tau|)d\tau = \frac{1}{2T} \int_{-2T}^{2T} R_{xx}(\tau)(1 - \frac{|\tau|}{2T})d\tau.$$



Properties of autocorrelation function for WSS processes

If $X(t)$ is WSS and real

1)

$$\begin{aligned} R_{XX}(\tau) &= R_{XX}(t_1 - t_2) = R_{XX}(t_1, t_2) = R_{XX}(t_2, t_1) \\ &= R_{XX}(t_2 - t_1) = R_{XX}(-\tau) \rightarrow R_{XX} \text{ is } \mathbf{even} \end{aligned}$$

2)

$$\begin{aligned} R_{XX}(0) &= E[X(t)^2] \\ \delta_{XX}^2 &= E[X(t)^2] - E[X(t)]^2 = R_{XX}(0) - \mu_X^2 \end{aligned}$$

Properties of autocorrelation function for WSS processes

3)

$$R_{XX}(0) \geq |R_{XX}(j)|$$

$$R_{XX}(0) = \sqrt{R_{XX}(0) \times R_{XX}(0)} =$$

$$\sqrt{(\int X(t)^2 dt)(\int X(t-j)^2 dt)} \geq \sqrt{(\int X(t)X(t-j) dt)^2} =$$

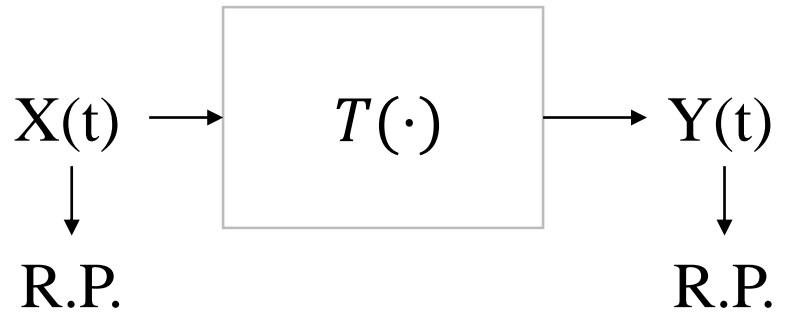
$$|\int X(t)X(t-j) dt| = |R_{XX}(j)|$$

Cauchy-Schwarz inequality

Cross-Correlation and Marginal Distributions

Cross-correlation & Cross-covariance

$$R_{XY}(t_1, t_2) = E[X(t_1)Y(t_2)]$$
$$C_{XY}(t_1, t_2) = R_{XY}(t_1, t_2) - \mu_X \mu_Y$$



Marginal Distributions

$$f(x_1; t_1) = \int_{-\infty}^{+\infty} f(x_1, x_2; t_1, t_2) dx_2$$

Cross-Correlation of Independent Processes

$$X \perp\!\!\!\perp Y : f(x(t), y(t)) = f(x(t))f(y(t))$$

$$\begin{aligned} X(t), Y(t) : & \text{ uncorrelated} \\ \underbrace{E[X(t_1)Y(t_2)]}_{R_{XY}(t_1, t_2)} &= E[X(t_1)]E[Y(t_2)] \end{aligned}$$

$$\begin{aligned} C_{XY}(t_1, t_2) &= R_{XY}(t_1, t_2) - \mu_X(t_1)\mu_Y(t_2) \\ &= E[X(t_1)]E[Y(t_2)] - \mu_X(t_1)\mu_Y(t_2) \\ &= \mu_X(t_1)\mu_Y(t_2) - \mu_X(t_1)\mu_Y(t_2) = 0 \end{aligned}$$

Example 1

$X(t) \sim R.P.$

$$\mu_X(t) = E[X(t)] = 3$$

$$R_{XX}(t_1, t_2) = 9 + 4e^{-0.2|t_1 - t_2|} \longrightarrow \text{W.S.S}$$

$$\begin{array}{l} Z = X(5) \\ W = X(8) \end{array} \left\{ \begin{array}{l} E[Z] = E[X(5)] = 3 \\ E[W] = E[X(8)] = 3 \end{array} \right.$$

$$E[Z^2] = E[X(5) \cdot X(5)] = R_{XX}(5,5) = 13$$

$$E[W^2] = E[X(8) \cdot X(8)] = R_{XX}(8,8) = 13$$

Example 1 - Continued

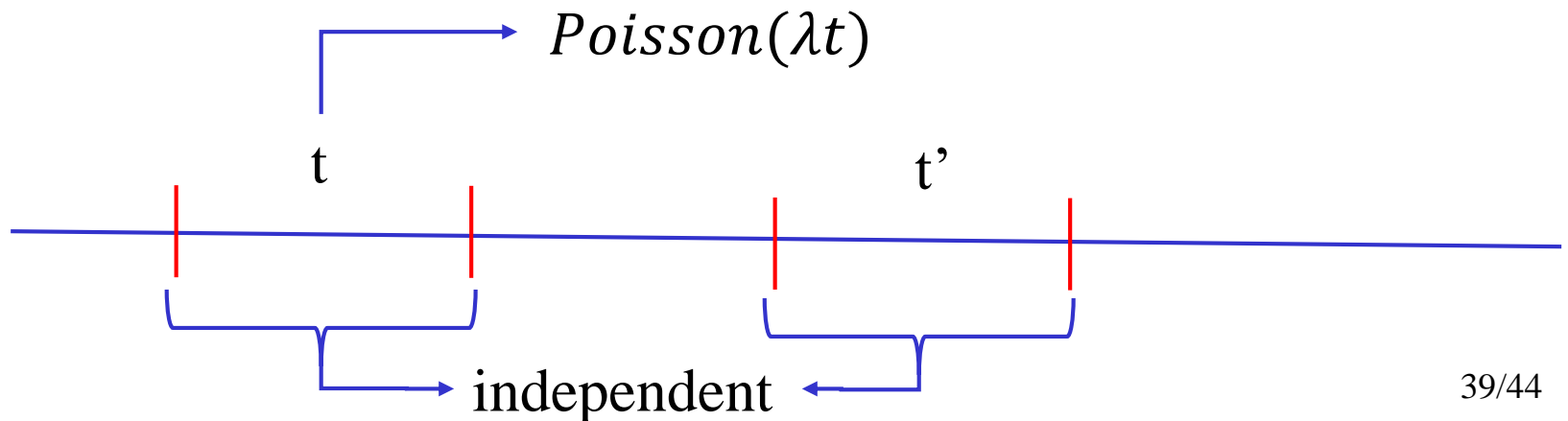
$$\begin{aligned} E[ZW] &= E[X(5)X(8)] = R_{XX}(5,8) \\ &= 9 + 4e^{-0.2|5-8|} = 9 + 4e^{-0.6} \end{aligned}$$

Example 2

Suppose a Poisson process with parameter λ . Let $n(t_1, t_2)$ be the number of points between t_1 and t_2 for any $t_1 \leq t_2$.

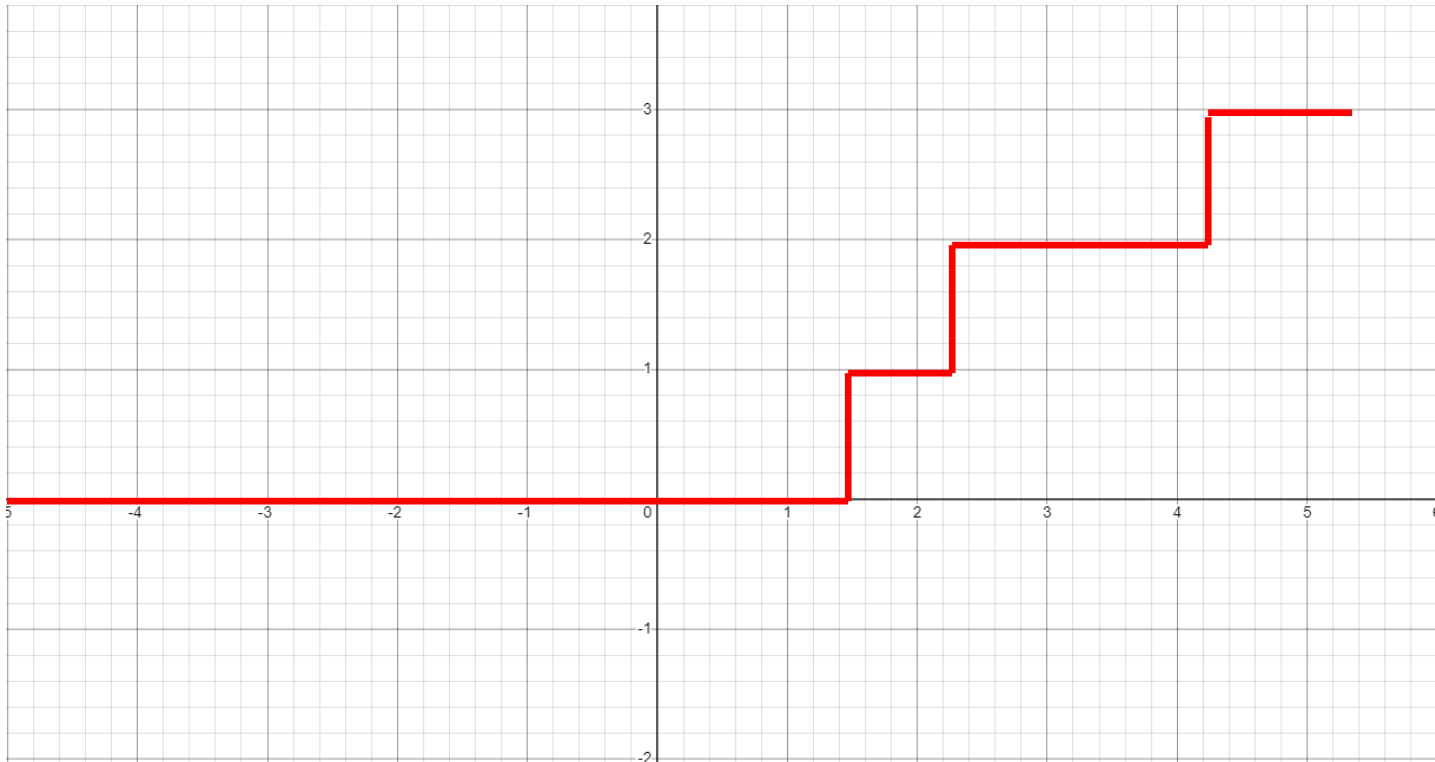
We have:

$$P[n(t_1, t_2) = k] = \frac{e^{-\lambda(t_2-t_1)} (\lambda(t_2-t_1))^k}{k!}$$



Example 2

Define $X(t) = n(0, t) \leftarrow R.P.$



$$E[X(t)] = E[n(0, t)] = \lambda t$$

$$E[X(t)^2] = E[n(0, t)^2] = \lambda t + \lambda^2 t^2$$

Example 2

$$R_{XX}(t_1, t_2) = ?$$

Suppose $t_1 < t_2$:

$$\begin{aligned} R_{XX}(t_1, t_2) &= E[n(0, t_1)n(0, t_2)] \\ &= E[n(0, t_1)(n(0, t_1) + n(t_1, t_2))] \\ &= E[n(0, t_1)^2] + E[n(0, t_1)n(t_1, t_2)] \\ &= \lambda t_1 + \lambda^2 t_1^2 + E[n(0, t_1)]E[n(t_1, t_2)] \\ &= \lambda t_1 + \lambda^2 t_1^2 + \lambda t_1 \lambda (t_2 - t_1) = \lambda t_1 (1 + \lambda t_2) \end{aligned}$$

Stochastic Process (Autocorrelation)

Example (Waiting Time):

Taxis are waiting in a queue for passengers to come.

Passengers for those taxis arrive according to a Poisson process with an average of 60 passengers per hour. A taxi departs as soon as two passengers have been collected or 3 minutes have expired since the first passenger has got in the taxi.

Suppose you get in the taxi as first passenger.

What is your average waiting time for the departure?

Hint: Condition on the first arrival after you get in the taxi.

Stochastic Process (Autocorrelation)

Example (Waiting Time):

If we consider minute as the unit of time, the customer arrival is a Poisson process with parameter $\lambda=1$.

S_1 : Arrival time of the passenger after you

X : Your waiting time (note: $P(\text{wait} < t) = 1 - e^{-\lambda t}$)

$$\begin{aligned} E[X] &= E[X|S_1 \geq 3]P(S_1 \geq 3) + E[X|S_1 < 3]P(S_1 < 3) \\ &= 3P(S_1 \geq 3) + E[S_1|S_1 < 3] \times P(S_1 < 3) \\ &= 3P[n(0,3) = 0] + \int_0^3 s f_{S_1}(s) ds = 3e^{-3} + \int_0^3 s e^{-s} ds \\ &= 3e^{-3} + -s e^{-s} \Big|_0^3 + \int_0^3 e^{-s} ds = 1 - e^{-3} \\ &= 0.95 \text{ minutes (57 seconds)} \end{aligned}$$

Next Week:

**Ergodic Stochastic Processes
Stochastic Analysis of LTI Systems**

Have a good day!